

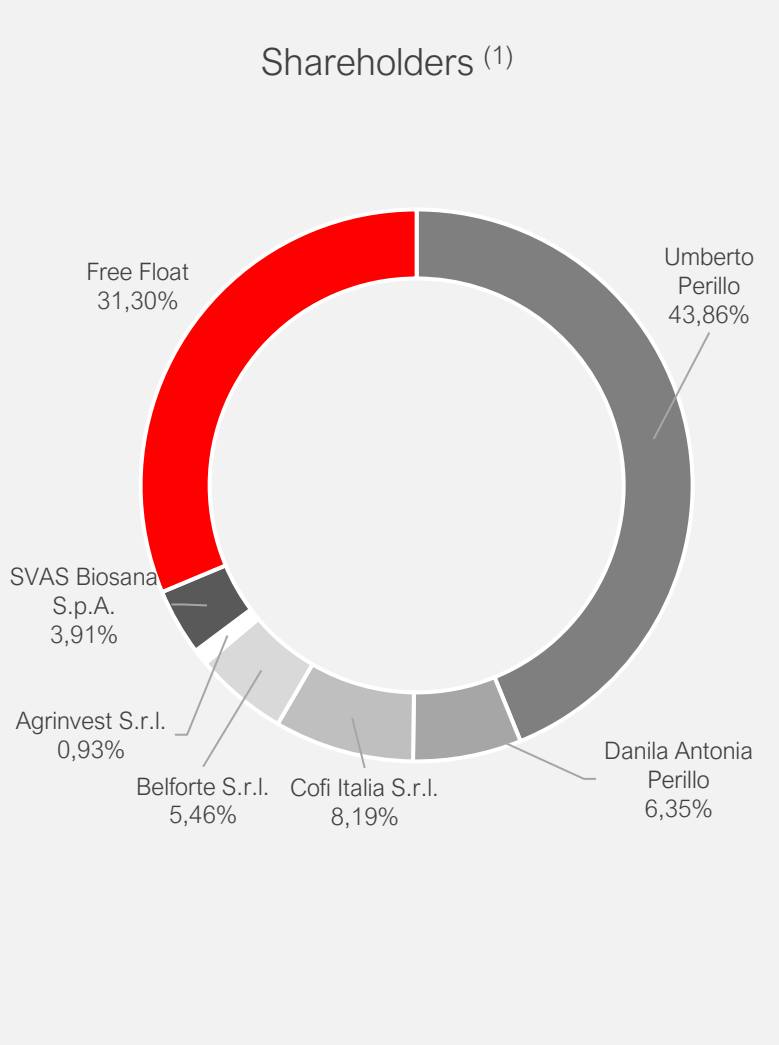


# Investor Presentation

Mid&Small Virtual 2023

June 2023

# Shareholders' Structure & Key People



### Key People



**Umberto Perillo**  
Chief Executive Officer

Mr. Perillo is the General Director and CEO of Svas Biosana Group since 2012. He joined the company in 1979, and has since dedicated himself to the growth and the strategic development of the group by optimizing its business model and by managing the most important recent acquisitions.



**Andrea Efficace**  
Mark Medical CEO & Group CFO

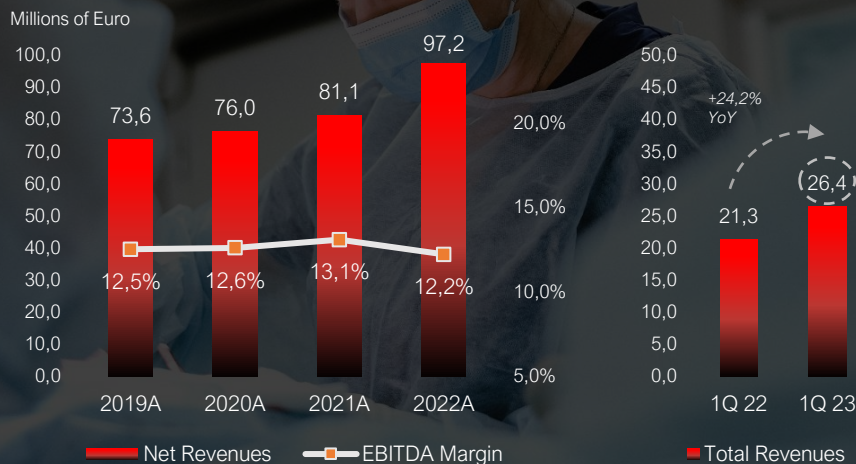
Mr. Efficace is CFO of Svasa Biosana Group since 2001, and CEO of Mark Medical since 2015. He joined the firm in 1998, and has since developed his professional career within the group. He's a certified chartered accountant and auditor.

# Group Overview

## Svas Biosana «At a Glance»

### Key Financial Highlights

Millions of Euro	2019A	2020A	2021A	2022A
Net Revenues	73,6	76,0	81,1	97,2
YoY Δ	6,4%	3,4%	6,6%	19,9%
EBITDA	9,2	9,6	10,6	11,9
EBITDA Margin	12,5%	12,6%	13,1%	12,2%
EBIT	5,2	5,1	5,7	6,3
EBIT Margin	7,0%	6,7%	7,1%	6,4%
Net Income	2,5	2,5	3,2	3,6
Margin %	3,4%	3,3%	3,9%	3,7%
NFP	37,5	36,9	17,0	21,7
Equity	22,8	27,7	51,0	54,5



▪ FY 2022 consolidated Revenues include the revenue of Bormia d.o.o. (which was acquired in June 2022) of 2H 2022. Bormia d.o.o. 1H 2022 revenues, equal to €6,5m, are not included in FY 2022 consolidated revenues.

SVAS Biosana Group (“SVAS”, the “Company” or the “Group”) is an Italian leading player in the medical devices and disposables sector, acting both as a manufacturer and as a distributor.

The Group was founded in Southern Italy in 1972 by Francesco Fausto Perillo, with the aim to provide medical devices in the area. Today, the Group is headquartered in Somma Vesuviana (Naples - NA) with three production plants located in Ottaviano (NA) and Somma Vesuviana (NA).

Medical devices are the core of Svas Biosana commercial offer. The Group counts more than 16,000 references, both with own and third parties brands.

The Group consists of three main companies:

- **Svas Biosana:** production and distribution of incontinence aids, cotton wool and personal care products, procedural packs (so-called custom packs), dressings, surgical instruments, as well as numerous other medical devices. It constitutes of three business lines: (i) Svas; (ii) Farmex; and (iii) Medical;
- **Mark Medical Group:** acquired by Svas Biosana in December 2015. It distributes medical items and medical-health devices supplied by top world producers exclusively in the Balkan Area (Slovenia, Croatia, Serbia and Bosnia-Herzegovina). Mark Medical is present in each of these countries in a widespread manner with subsidiaries dedicated to distribution and local assistance.
- **Bormia Group:** acquired by Svas Biosana in June 2022. Bormia Group is active in the distribution of specialized medical devices for cardiac surgery, anaesthesiology, critical care, endovascular procedures and neuroradiology in Slovenia, Croatia, Serbia and Bosnia.


### SVAS BIOSANA Group Structure

Market	Italian Market		Foreign Markets		
Business Line					
Activity	Production and sale	Production and sale	Distribution and sale	Distribution and sale	Distribution and sale
Products	Products for incontinence	Custom packs	Medical devices	Medical devices	Medical devices
Activity	Production		Distribution		

Source: Group Management

# Group Overview

## Geographical Presence and History



- Somma Vesuviana (NA) – 12.200 sqm:
  - Site 1 (Via Trentola 7) *in development*
  - Site 2 (Via Colle 104)
- Ottaviano (NA) – 8.100 sqm

3 Production Facilities



Chemical Division

Expertise

Microbiologic Division

Medical Devices  
Cosmetics  
Pharmaceutical  
Micro & Nanotechnology  
Bioengineering  
Microbiology  
Quality Control

Research & Development



Headquarter



Warehouses and Offices



**1972**  
Establishment and start-up of the distribution of medical devices in Southern Italy

**1989**  
Start of production of incontinence aids in the Somma Vesuviana facility (Naples-NA)

**2000**  
Incorporation of various operating companies into Svas Biosana

**2012**  
The Atlante private equity fund acquires a minority stake in the company

**2017**  
Svas Biosana is among the 10 issuers of the first «Élite Basket Bond»

**2020**  
Spin-Off of the pharmaceutical branch and the Industria Farmaceutica Galenica Senese

**2022**  
Svas Biosana acquires Bormia Group



**1985**  
Acquisition of Industria Farmaceutica Galenica Senese, leading operator in the injectable solutions industry



**1996**  
Acquisition of the Vincenzo Sorrentino & Figli business unit (Salerno) operating in the sector of cotton derivatives both for medical and cosmetic use

**2004**  
Acquisition of Fabbrica Italiana di Medicazione (FIM)

**2015**  
Svas Biosana acquires Mark Medical, a leading operator in the distribution of medical devices and drugs in the Balkan area (Slovenia, Croatia, Serbia, Bosnia & Herzegovina)



**2019**  
Purchase by the Perillo family of the shares previously held by the Atlante private equity fund  
  
Svas Biosana is among the 10 issuers of the first «Élite Basket Bond Export»

**2021**  
Listing on Euronext Growth Milan



Source: Company management

# Group Overview

## Business Snapshot



Company					
Activity	Production		Distribution		
Business Line <sup>(1)</sup>	<b>Farmex</b> €29,6m 30%	<b>Medical</b> €9,2m 9%	<b>Svas</b> €20,7m 21%	<b>Mark Medical</b> €32,8m 33%	<b>Bormia</b> €6,6m 7%
Products Examples	<b>Incontinence Products</b> <ul style="list-style-type: none"> <li>Incontinence Diapers</li> <li>Absorbent crosspieces</li> </ul>	<b>Custom Packs &amp; Global Services</b> <ul style="list-style-type: none"> <li>Medical devices' integrated systems, designed and built for carrying out specific surgical procedures</li> <li>Support to hospitals for the purchasing of surgical equipment</li> </ul>	<b>Specialist Disposables</b> <ul style="list-style-type: none"> <li>Hemostatic Devices</li> <li>Peritoneal Dialysis Products</li> <li>Drug Transfer Devices</li> <li>Humidifiers</li> </ul>	<b>Advanced Medical Devices</b> <ul style="list-style-type: none"> <li>Infusion disposable systems</li> <li>Coronary drug eluting stent</li> <li>Blood pressure monitoring systems</li> <li>Injectors</li> <li>Contrast media</li> <li>Pericardial heart valves</li> <li>Oxygenators</li> <li>Orthopedic prosthesis</li> <li>X-Ray/CT devices</li> </ul>	<b>Innovative Medical Devices</b> <ul style="list-style-type: none"> <li>Mitral valve repair</li> <li>Thoracic stent grafts</li> <li>Vascular grafts</li> <li>Pacemakers</li> <li>Defibrillators</li> <li>Thoracic Drainage</li> <li>Haemodynamic Monitoring</li> <li>trans-femoral TAVI</li> <li>Thrombectomy devices</li> </ul>
	<b>Personal Care Products</b> <ul style="list-style-type: none"> <li>Sterile Dressings</li> <li>Absorbent Cotton</li> </ul>	<b>Medical Devices &amp; Advanced Dressings</b> <ul style="list-style-type: none"> <li>Absorbent pads</li> <li>Surgical Drapes</li> <li>Infusion and Drainage Devices</li> </ul>	<b>Generic Disposables</b> <ul style="list-style-type: none"> <li>Personal Protection Devices</li> <li>Electromedical Appliances</li> <li>Surgical Instruments</li> </ul>		
Applications	Chronic Incontinence Care Personal Care	Hemodynamics Cardiac Surgery Surgery Anesthesia	Oncology Intensive Care Surgery Chronic Kidney Disease	Radiology & Imaging Orthopedics Cardiology Cardiac Surgery	Cardiac & Vascular Surgery Endovascular Procedures Anaesthesiology and critical care Neuroradiology



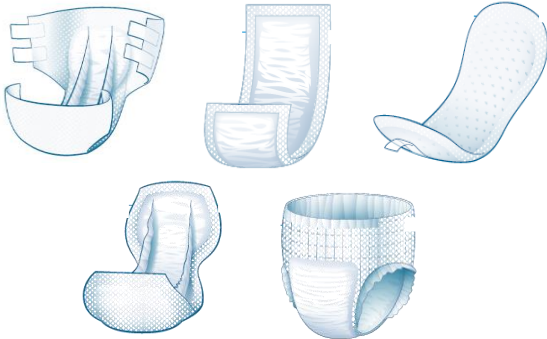
(1) FY 2022 Aggregates Sales breakdown and respective incidence of each Business Line (computed as Net Revenues before infra-group elisions). FY 2022 consolidated Revenues include the revenue of Bormia d.o.o. (which was acquired in June 2022) of 2H 2022. Bormia d.o.o. 1H 2022 revenues, equal to €6,5m, are not included in FY 2022 consolidated revenues.  
Source: Company management.

# Production – Main products

## Farmex



Adult Incontinence Aids



## Medical



Custom Pack



Standard Dressings



Cotton Wool



Advanced Dressings



Surgical Suction Systems



Infusion and Drainage Devices

# Distribution – Main products

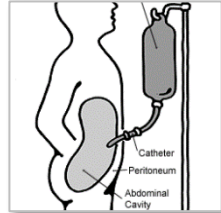
## *Specialties*



Drug Transfer  
Devices



Devices for  
Anesthesia



Peritoneal Dialysis  
Products



Cardiopulmonary



TAVI



Orthopedic  
Implants



Arthroscopy Implants  
and Equipment


## *Radiology & Imaging*



Laparoscopic  
Instruments



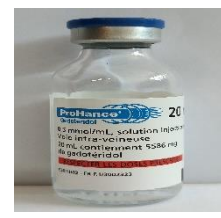
Advanced  
Medications



Hemostatic  
Devices



Contrast Media



Coronary Drug  
Eluting Stent



Guide Wires and  
Catheters

## *Critical Care*



Infusion Lines



Surgical Instruments  
& Containers



Humidifiers



Catheters and  
Endotracheal Tubes



Infusion Disposable  
Systems

## *Robotics*




Robotic Magnetic  
Navigation System

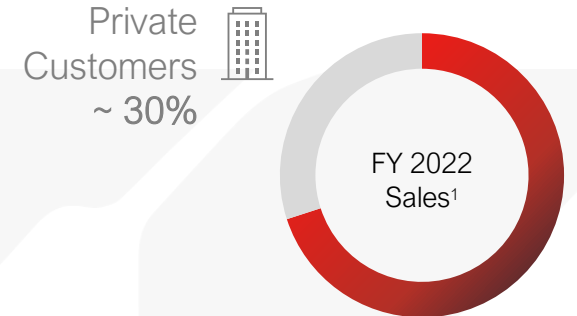

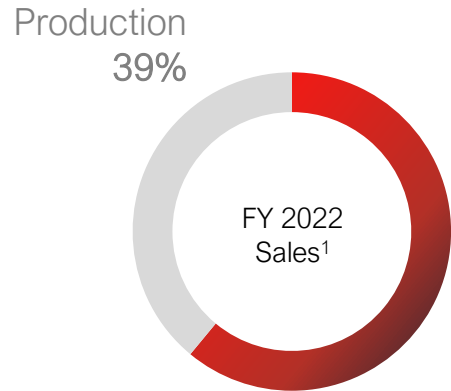
# Group Overview

## FY 2022 Sales Breakdown

By Activity 

By Geography 



By Customer Type 



Distribution  
61%



Exclusive Distributor of world leading Medical Devices

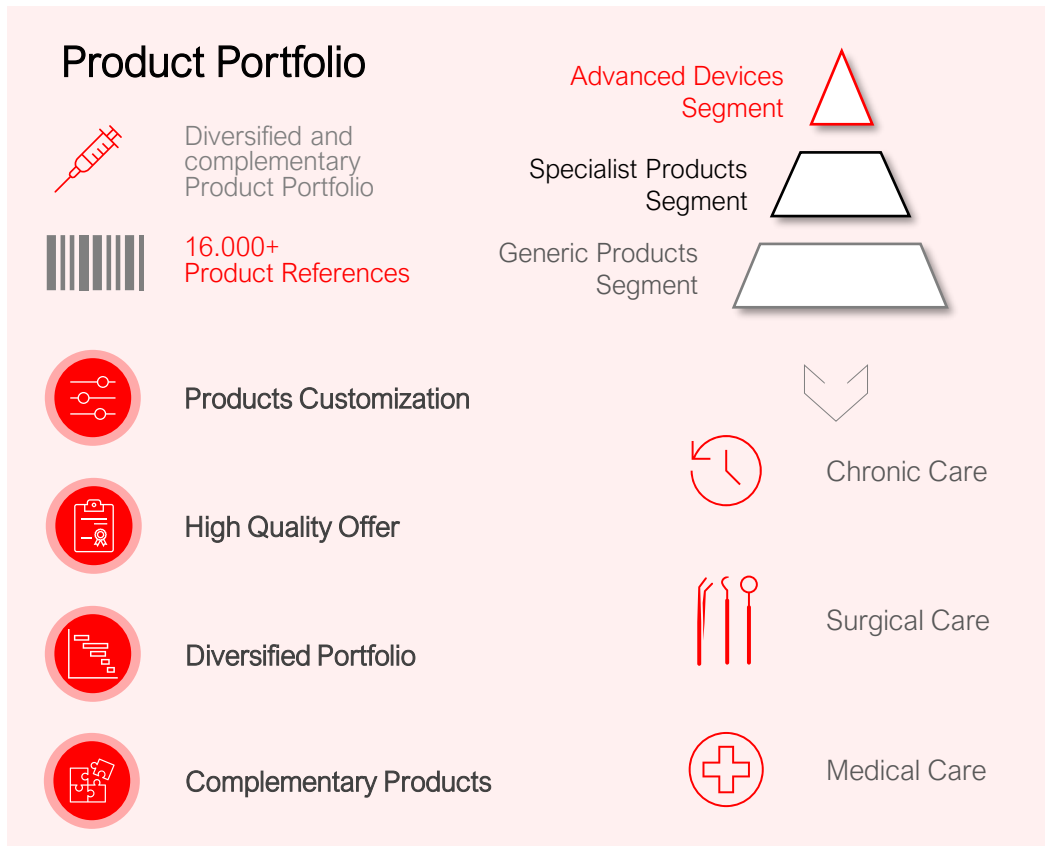
- Public Customers  
~ 70%
-  National Public Hospitals
  -  Public Purchasing Centers
  -  Nursing Homes
  -  Pharmaceutical Wholesalers
  -  Large-Scale Organized Distributors



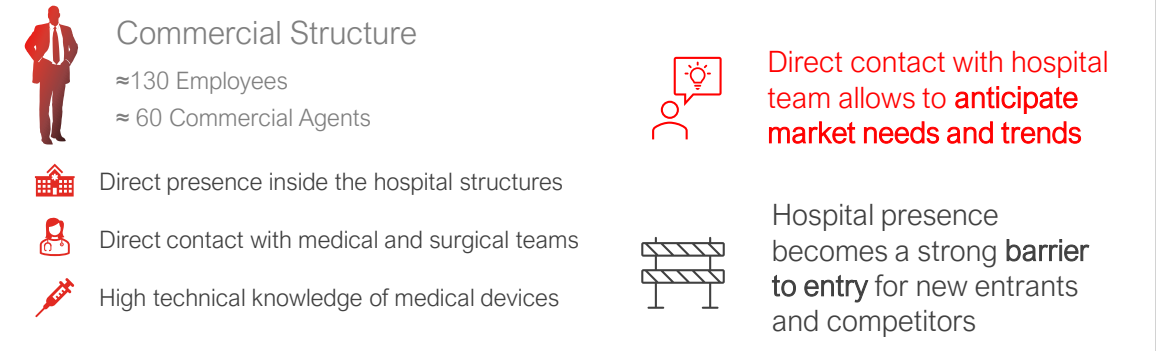
# Group Overview

## Investment Highlights and Market Dynamics

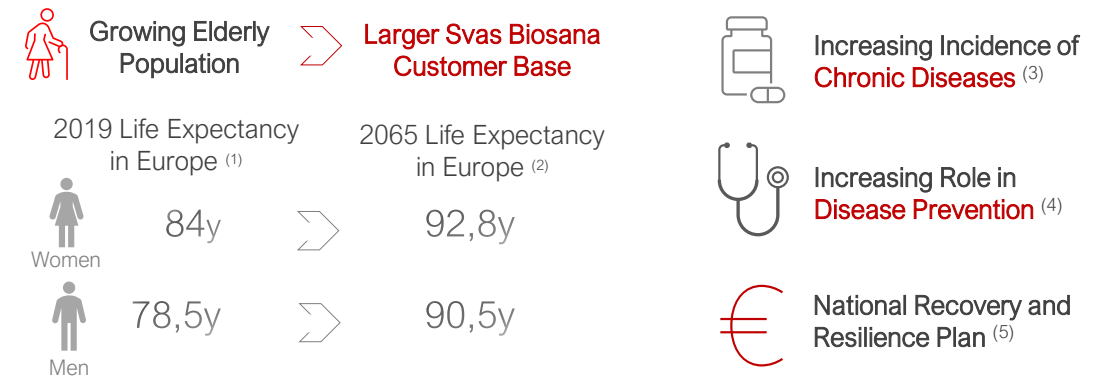
1. Rich and consolidated portfolio of products to satisfy chronic, medical and surgical healthcare needs



2. Qualified commercial structure and close relationship with medical operators generate additional value while creating high entry barriers



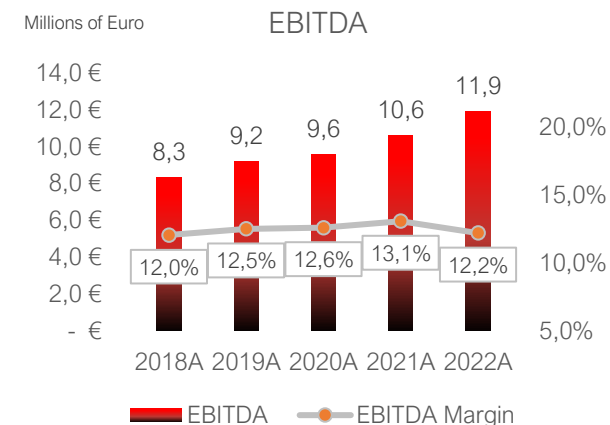
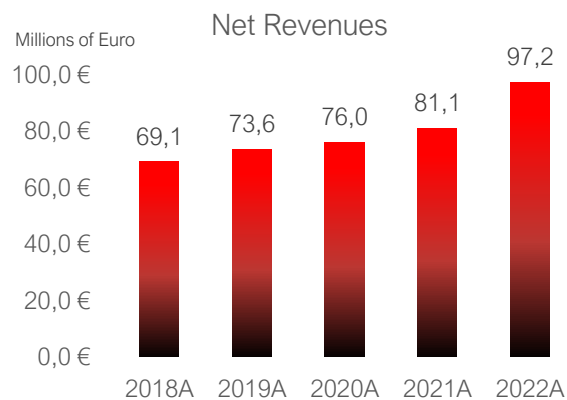
3. Demographics, chronic diseases, prevention and national investments as drivers of the market



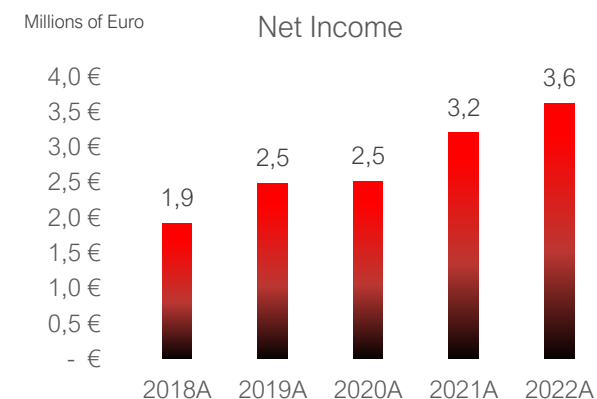
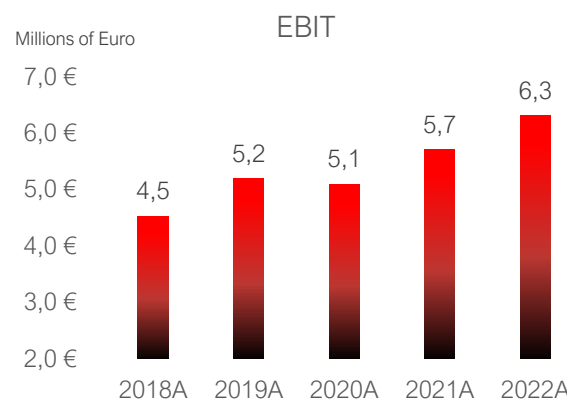
# Financial Data

## Key Financial Highlights

Millions of Euro	2018A	2019A	2020A	2021A	2022A
Net Revenue	69,1	73,6	76,0	81,1	97,2
YoY Δ		6,4%	3,4%	6,6%	19,9%
EBITDA	8,3	9,2	9,6	10,6	11,9
EBITDA Margin	12,0%	12,5%	12,6%	13,1%	12,2%
EBIT	4,5	5,2	5,1	5,7	6,3
EBIT Margin	6,5%	7,0%	6,7%	7,1%	6,4%
Net Income	1,9	2,5	2,5	3,2	3,6
Margin %	2,8%	3,4%	3,3%	3,9%	3,7%
NFP	36,1	37,5	36,9	17,0	21,7
Equity	22,4	22,8	27,7	51,0	54,5
NFP / EBITDA	4,3x	4,1x	3,9x	1,6x	1,8x
NFP / Equity	1,6x	1,6x	1,3x	0,3x	0,4x



\* FY 2022 consolidated Revenues include the revenue of Bormia d.o.o. (which was acquired in June 2022) of 2H 2022. Bormia d.o.o. 1H 2022 revenues, equal to €6,5m, are not included in FY 2022 consolidated revenues.



# Update on M&A Transaction



In June 2022, Svas Biosana completed the acquisition of 75% of the capital of Bormia d.o.o. (the remaining 25% of shares are owned by the company itself). The group Bormia is active in the distribution of specialized medical devices in Slovenia, Croatia, Serbia and Bosnia. Through this acquisition, Svas Biosana consolidates its position in the medical device market in the Balkan area by increasing its size and commercial strength in the area.

## Business Units



## Bormia Key Financial Highlights

Millions of Euro	2020A	2021A	Var%
Revenue	8,7	11,0	+26,4%
EBITDA	1,13	1,25	+11%
EBITDA Margin	13,0%	11,4%	
Net Income	0,8	0,9	+9,3%
NFP (cash)	(0,21)	(0,96)	

## Suppliers



## Geographical Presence



# Annex

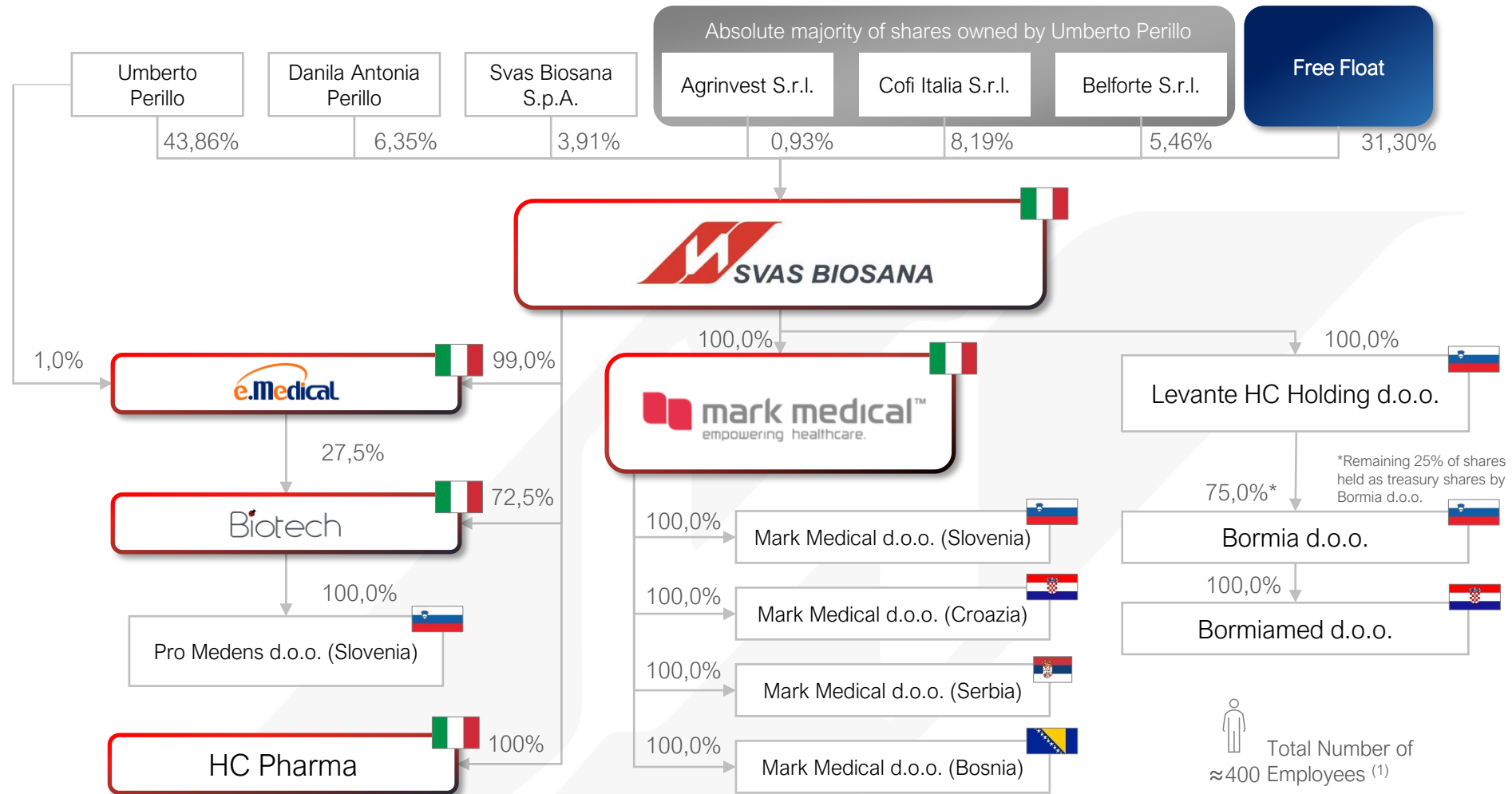
## Group Structure

### Board of Directors

- Filippo Maraniello  
Chairman
- Umberto Perillo  
Chief Executive Officer
- Luigi Gatta  
Director
- Antonio Finocchi Ghersi  
Independent Director

### Statutory Auditors

- Nicola Tino  
Chairman
- Simone Vitobello  
Auditor
- Enrico Auriemma  
Auditor



Audit Firm **pwc**



(1) Update to June 16<sup>th</sup>, 2023  
Source: Group Management

# Annex

## Consolidated Income Statement

	31/12/2021	%	31/12/2022	%	Delta	%
Revenues from sales and services	81.085.102	100,0%	97.226.932	100,0%	16.141.830	19,9%
External costs	60.383.563	74,5%	74.943.464	77,1%	14.559.901	24,1%
<b>Added Value</b>	<b>20.701.539</b>	<b>25,5%</b>	<b>22.283.468</b>	<b>22,9%</b>	1.581.929	7,6%
Cost of labor	11.022.402	13,6%	12.675.540	13,0%	1.653.138	15,0%
Other revenues	967.679	1,2%	2.289.652	2,4%	1.321.973	136,6%
<b>EBITDA</b>	<b>10.646.816</b>	<b>13,1%</b>	<b>11.897.580</b>	<b>12,2%</b>	1.250.764	11,7%
Depreciations and Amortizations	4.875.669	6,0%	5.640.213	5,8%	764.544	15,7%
<b>EBIT</b>	<b>5.771.147</b>	<b>7,1%</b>	<b>6.257.367</b>	<b>6,4%</b>	486.220	8,4%
Interest expenses/incomes	(1.752.985)	-2,2%	(1.600.587)	-1,6%	152.398	-8,7%
<b>EBT</b>	<b>4.018.162</b>	<b>5,0%</b>	<b>4.656.780</b>	<b>4,8%</b>	638.618	15,9%
Revaluations & Write-Downs	0	0,0%	0	0,0%	0	0,0%
<b>Pre-Tax Result</b>	<b>4.018.162</b>	<b>5,0%</b>	<b>4.656.780</b>	<b>4,8%</b>	638.618	15,9%
Taxes	856.979	1,1%	1.085.305	1,1%	228.326	26,6%
<b>Net Income</b>	<b>3.161.183</b>	<b>3,9%</b>	<b>3.571.475</b>	<b>3,7%</b>	410.292	13,0%

# Annex

## Consolidated Balance Sheet

	31/12/2021	31/12/2022	Delta
Net intangible fixed assets	10.749.503	11.023.670	274.167
Net tangible fixed assets	25.639.396	26.209.159	569.763
Equity investments and other financial fixed assets	159.786	229.980	70.194
<b>Fixed capital</b>	<b>36.548.685</b>	<b>37.462.809</b>	914.124
Inventories	25.126.150	29.821.907	4.695.757
Receivables from customers	31.827.089	38.995.140	7.168.051
Other credits	4.316.886	5.473.375	1.156.489
Prepayments and accrued income	743.824	878.560	134.736
<b>Short-term operating activities</b>	<b>62.013.949</b>	<b>75.168.982</b>	13.155.033
Payables to suppliers	23.336.838	28.198.447	4.861.609
Advances	72.468	104.610	32.142
Tax and social security payables (within the following year)	2.214.454	2.498.942	284.488
Other debts	1.489.860	2.070.471	580.611
Accrued liabilities and deferred income	1.196.077	1.408.220	212.143
<b>Short-term operating liabilities</b>	<b>28.309.697</b>	<b>34.280.690</b>	5.970.993
<b>Net working capital</b>	<b>33.704.252</b>	<b>40.888.292</b>	7.184.040
Employee severance indemnity	2.003.046	1.927.528	(75.518)
Tax and social security payables (beyond the following year)	25.000	0	(25.000)
Other medium and long-term liabilities	240.846	249.560	8.714
<b>Medium and long-term liabilities</b>	<b>2.268.892</b>	<b>2.177.088</b>	(91.804)
<b>Net Invested Capital</b>	<b>67.984.045</b>	<b>76.174.013</b>	8.189.968
Equity	(50.965.741)	(54.509.266)	(3.543.525)
Net Financial Debt	(17.018.304)	(21.664.747)	(4.646.443)
<b>Equity and Net Financial Debt</b>	<b>(67.984.045)</b>	<b>(76.174.013)</b>	(8.189.968)

# Legal Disclaimer

For the purposes of this disclaimer, this presentation (the "Presentation") comprises the attached slides and any materials distributed at, or in connection with, the Presentation. The Presentation has been prepared by Svas Biosana S.p.A. (the "Company") solely for information and discussion purposes in connection with the admission of its shares ("Shares") on AIM Italia/Mercato Alternativo del Capitale organized and managed by Borsa Italiana S.p.A. ("AIM Italia") and, therefore, it is preliminary in nature.

The information provided in this Presentation is being furnished to you solely for your information on a confidential basis and, as such, has not been prepared with a view to public disclosure. Neither this document nor any copy thereof may be retained by you or reproduced, redistributed or passed on, in whole or in part, directly or indirectly, to any other person. Therefore, you undertake vis-à-vis the Company (i) to keep secret any information of whatever nature relating to the Company and its affiliates including the fact that the information has been provided ("Information"); (ii) not to disclose any Information to anyone; (iii) not to make or allow any public announcements or communications concerning the Information; and (iv) to use reasonable endeavours to ensure that Information are protected against unauthorized access.

This Presentation is not an advertisement and does not constitute an offer or invitation to purchase or subscribe for any Share and neither it or any part of it shall form the basis of or be relied upon in connection with any contract or commitment or investments decision whatsoever. The Company has not prepared and will not prepare any prospectus for the purpose of the initial public offering of the Shares on Euronext Growth Milan ("Private Placement"). Any decision to purchase or subscribe for Shares in connection with the Private Placement should be made independently of this Presentation. This Presentation does not constitute a recommendation regarding the Shares to be offered in the Private Placement. Therefore, nothing in this Presentation shall create any binding obligation or liability on the Company and its affiliates and any of their advisors or representatives.

This Presentation has been prepared solely for the use in connection with the possible Private Placement of Shares by the Company and other selling shareholders. The information contained in this document has not been independently verified and no representation or warranty express or implied is made as to, and no reliance should be placed on the fairness, accuracy, completeness or correctness of the information or opinions contained herein. None of the Company or any of its affiliates, advisors or representatives shall have any liability whatsoever (in negligence or otherwise) for any loss howsoever arising from any use of this Presentation or its contents or otherwise arising in connection with this Presentation.

THIS PRESENTATION IS ADDRESSED SOLELY TO ITALIAN QUALIFIED INVESTORS WITHIN THE MEANING OF ARTICLE 34-TER, PARAGRAPH 1, LETTER B), OF CONSOB REGULATION ON ISSUERS NO. 11971 OF MAY 14, 1999, AS SUBSEQUENTLY AMENDED AND TO CERTAIN OTHER PERSONS IN MEMBER STATES OF THE EUROPEAN ECONOMIC AREA ("EEA") OTHER THAN ITALY (IN RESPECT OF WHICH THE REGULATION AND REQUIREMENTS REFERRED TO ABOVE APPLY) WHO ARE "QUALIFIED INVESTORS" WITHIN THE MEANING OF ANNEX II, SECTION I, OF THE DIRECTIVE 2014/65/UE. THE PRIVATE PLACEMENT OF SHARES OF THE COMPANY, IF ANY, WILL BE MADE AS PART OF THE ADMISSION OF THE SHARES OF THE COMPANY ON EURONEXT GROWTH MILAN AND REPRESENTS A CONDITION OF SUCH ADMISSION TO TRADING. THIS DOCUMENT IS NOT ADDRESSED TO ANY MEMBER OF THE GENERAL PUBLIC NEITHER IN ITALY NOR ELSEWHERE. NO PUBLIC OFFERING OF SHARES IN ITALY OR ELSEWHERE WILL BE MADE.

The information contained in this Presentation is not for publication or distribution, directly or indirectly, in, nor does it constitute an offer to sell or a solicitation of offers to buy securities in the United States of America, Australia, Canada or Japan or any jurisdiction where such distribution is unlawful, (as such term is defined in Regulation S under the United States Securities Act of 1933, as amended ("Securities Act"). The distribution of the content of this Presentation in other jurisdictions may be restricted by law. Persons into whose possession the content of this Presentation come should inform themselves about and observe any such restrictions. Any failure to comply with the restrictions set forth above may constitute a violation of applicable securities laws.

Neither this Presentation nor any copy of it may be taken or transmitted into the United States of America, its territories or possessions, or distributed, directly or indirectly, in the United States of America, its territories or possessions or to any US person. Any failure to comply with this restriction may constitute a violation of United States of America securities laws. This Presentation does not constitute and should not be construed as an offer to sell or a solicitation of an offer to buy securities in the United States or any other jurisdiction. The Shares proposed to be offered by the Company have not been, and will not be, registered under the Securities Act or with any securities regulatory authority of any state or other jurisdiction in the Securities Act and may not be offered or sold within the United States, absent registration requirements of the Securities Act and applicable state laws. The Company does not intend to register any offering in the United States or conduct a public offering of securities in the United States.

Certain information contained in this Presentation may contain forward-looking statements which involve risks and uncertainties and are subject to change. In some cases, these forward-looking statements can be identified by the use of words such as "believe", "anticipate", "estimate", "target", "potential", "expect", "intend", "predict", "project", "could", "should", "may", "will", "plan", "aim", "seek" and similar expressions. The forecasts and forward-looking statements included in this document are necessarily based upon a number of assumptions and estimates that are inherently subject to significant business, operational, economic and competitive uncertainties and contingencies as well as assumptions with respect to future business decisions that are subject to change. By their nature, forward-looking statements involve known and unknown risks and uncertainties, because they relate to events, and depend on circumstances, that may or may not occur in the future. Furthermore, actual results may differ materially from those contained in any forward-looking statement due to a number of significant risks and future events which are outside of the Company's control and cannot be estimated in advance, such as the future economic environment and the actions of competitors and others involved on the market. These forward-looking statements speak only as at the date of this Presentation. The Company cautions you that forward looking-statements are not guarantees of future performance and that its actual financial position, business strategy, plans and objectives of management for future operations may differ materially from those made in or suggested by the forward-looking statements contained in this Presentation. In addition, even if the Company's financial position, business strategy, plans and objectives of management for future operations are consistent with the forward-looking statements contained in this Presentation, those results or developments may not be indicative of results or developments in future periods. The Company expressly disclaims any obligation or undertaking to disseminate any updates or revisions to any forward-looking statements contained herein to reflect any change in the Company's expectations with regard thereto or any change in events, conditions or circumstances on which any such statement is based.

The information, views and opinions expressed in this Presentation are provided as of the date of this Presentation and remain subject to verification, completion and change without notice. Neither the Company and its affiliates, nor any of their advisors or representatives shall be obliged to furnish or to update any information or to notify or to correct any inaccuracies in any information.

You should not act or rely on, or make any use of the content of, this Presentation. This Presentation does not purport to be comprehensive. No representation or warranty, express or implied, is given by or on behalf of the Company or any of its directors, officers, advisers, agents or employees or any of their directors, officers, advisers, agents or employees thereof, or any other person as to the accuracy, truthfulness, fairness, materiality or completeness of the information or opinions contained in this Presentation. No liability whatsoever is accepted by the Company or any of its members, directors, officers, advisers, agents or employees or any of its directors, officers advisers, agents or employees thereof, nor any other person for any loss howsoever arising, directly or indirectly, from any use of such information or opinions or otherwise arising in connection therewith. By accepting this Presentation you agree to be bound by the foregoing restrictions and you will treat as strictly private and confidential all such information and take all reasonable steps to preserve such confidentiality.